

# Clean Water Starts With You!

## Pool Tips

Summertime is on its way and the backyard pool can provide hours of fun and entertainment. But when the season is over and you need to drain your pool or spa, do you know how to do it safely? Releasing polluting chemicals, such as chlorinated swimming pool water, into the environment causes water pollution and damage to sensitive aquatic life and ecosystems. Follow these steps to protect our environment!



## How to safely drain your swimming pool:

### Step 1: Dechlorinate

Once the chlorination system has been turned off, or you have stopped adding chlorine to the water, keep the water in the pool/spa for 7-10 days to allow the chlorine to naturally evaporate in the sunlight. Dechlorination additives can be purchased and used to speed up the dechlorination process. Use a test kit to confirm no chlorine level and pH in the water. Most pool owners use a pH and chlorine test kit to maintain the quality of the pool or spa water, but if you do not have one, you can purchase an inexpensive kit at a local pool supply store.

### Step 2: Discharge

#### Option 1: Your Lawn

##### *The Preferred Discharge Method*

Slowly discharge dechlorinated water on the grass or any other area of your property that will allow the water to percolate into the ground, if and only if...

- you avoid conditions that may cause street or property flooding.
- and the land area is sufficient to prevent erosion and runoff into a ditch or waterway.

#### Option 2: Storm Drain

##### *The Last Resort Discharge Method*

If you cannot safely discharge your dechlorinated water on your lawn, you may slowly discharge to a storm drain, if and only if...

- it is not raining. Discharging during a rain event may overload the storm drainage system.
- discharge water will not cause street or property flooding.

## What's wrong with draining my spa, pool or filter backwash to the street or storm drain?

Street drains and storm drains lead to rivers, lakes, streams and creeks. Chlorine, bromine, algacides, biocides, water conditioners, stabilizers, and other chemicals in pool water are toxic to fish and other aquatic life. Diatomaceous earth (DE), cellulose fiber and sand particles from backwash water can fill in the spaces in the stream bed gravel, preventing oxygen from reaching fish eggs and young fish. DE and cellulose fiber can also clog fish gills.

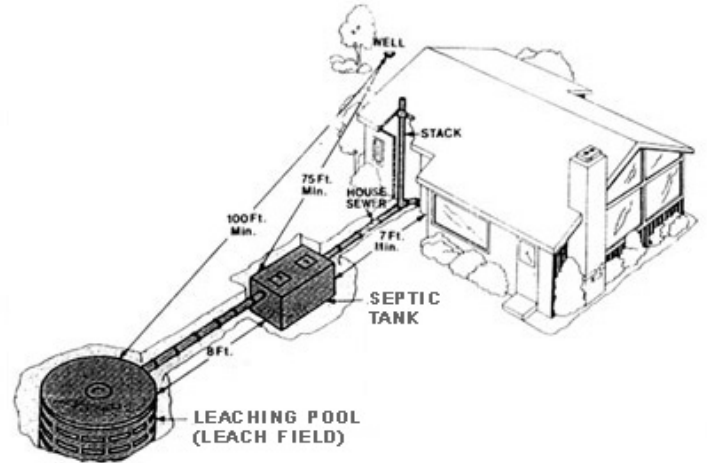
## Did you know you could get a rebate on your sewer bill for the water you use to fill your pool?

You can take advantage of the program for any kind of pool, in-ground, above-ground, or inflatable. Three easy steps:

1. Pick up a free permit from the Code Enforcement office.
2. Fill your pool.
3. Pick up and file a sewer abatement form from the Town Office.

## Septic System Tips

If properly designed, constructed, and maintained, your septic system can provide long-term, effective treatment of household wastewater. If your septic system isn't maintained, you might need to replace it, costing you thousands of dollars. A malfunctioning system can contaminate groundwater that might be a source of drinking water. And if you sell your home, your septic system must be in good working order.



## How to keep your septic system healthy:

### Septic Tank Tips

- Tanks need to be checked every two to five years and pumped if necessary. New homes should be pumped within 12 to 18 months of occupancy to establish a baseline for the pumper.
- Never allow a tank to be cleaned through the inspection pipe. Scum can plug the baffle, or baffles can be knocked off. Tanks should only be cleaned through the access or maintenance hole.
- Be sure baffles, effluent screens, pumps and other components are inspected when the tank is pumped.
- Install risers on the access covers to allow easier access. Insulate the cover with insulation panels and secure tightly.
- An effluent screen will prevent most solids from reaching the disposal field. Install and clean according to manufacturer recommendations.
- Never use additives. The cleaners are harmful to your system, often causing solids to leave the tank and enter the disposal field. They do not replace good management practices. Starters and feeders are not effective.
- Do not ignore alarms-troubleshoot the problem!

### Leach Field Tips

- Maintain vegetative cover (turf grass, native grasses, flowers). Mow, but do not fertilize, burn or over-water the disposal field.
- Keep all vehicles, ATVs, snowmobiles, etc. off the disposal field.
- Do not plant trees or woody shrubs on or near the disposal field.
- Inspect for cracked, missing inspection riser covers annually.
- Follow practices to prevent freezing, including not removing snow above the system or distribution lines, and mulching or insulating the entire system if needed.

### *A key reason to maintain your septic system is to save money!*

Failing septic systems are expensive to repair or replace, and poor maintenance is often the culprit. For more information, please call 207-866-5051 or visit the Code Enforcement Office.


# Town of Orono

## Stormwater Program

The Town of Orono operates under a General Permit for the Discharge of Stormwater From Small Municipal Separate Storm Sewer Systems (MS4 Permit). The Town of Orono is dedicated to clean and safe surface waters in our community and has committed to the following goals to ensure minimal impact to the receiving waters:

- Public Education and Outreach on Stormwater Impacts
- Public Involvement and Participation
- Illicit Discharge Detection and Elimination
- Construction Site Stormwater Runoff Control
- Post Construction Stormwater Management in Development and Redevelopment
- Pollution Prevention/Good Housekeeping for Municipal Operations

Public involvement and participation is a vital part of the Stormwater Phase II Program. The Town encourages members of the community to participate in stormwater related programs. If you would like to participate please feel free to contact the Town of Orono.



**Please help be our eyes and ears!**

**Did you know???** Stormwater is runoff from rainfall or snowmelt that often carries pollutants? It picks up trash and pollutants on the ground and carries them to storm drains, ditches or swales.

**Did you know???** That stormwater is not treated before it goes to the Stillwater River, Penobscot River, or Pushaw Lake?

**IF YOU SEE...**

- Motor vehicle fluids and/or household chemicals being dumped into gutters or street drains;
- Stormwater leaving construction areas and entering streets drains, swales, ditches;
- If you are just not sure...

**PLEASE CALL the Illicit Discharge Hotline at 207-889-6979.**

When calling, please provide:

- Description of the pollution (to the best of your ability);
- Date, time, and location of the polluting activity;
- Your name and a phone number where you can be reached for further details (this is optional).

**THIS IS NOT FOR AN EMERGENCY!** All emergencies please dial 911.




### Get Involved!

The Town will be hosting its annual **Street & Stream Clean-up Event Saturday, May 20th** starting at 9:00 am. Orono is seeking multiple teams of volunteers to participate in a local stream clean-up project; all ages are welcome! The day begins with a safety meeting in the Council Chambers, 59 Main Street at 9:00 am. The clean-up then takes place from 10-11:30 am followed by a BBQ for all the volunteers.

Take advantage of this opportunity to meet different members of our community and improve water quality in our town! This is the perfect opportunity for your youth/civic group, neighborhood, business, or organization to give back and help protect a natural resource that defines our town. We are also looking for team leaders to represent their organization.

All participants under the age of 18 must provide signed guardian consent forms to participate in the clean-up (forms available in the Town Office) and be accompanied by an adult. To sign up or for more information, please contact Belle Ryder at 889-6907, or via email at [bryder@orono.org](mailto:bryder@orono.org) Thank you for helping keep Orono Beautiful!



**Help us get the word out about the Street & Stream Clean-up and you could win \$50!** If you're a student in Grades K-12, you are eligible to enter the poster competition for the Street & Stream Clean-up. Posters are due at the Town Office on Friday, April 14, 2017. More details are available at the Town Office or at: [www.orono.org/321/Poster-Competition](http://www.orono.org/321/Poster-Competition)

### What's that on the ground?

Have you seen these labels on the street near catchbasin grates? They're a great reminder that the storm sewer system drains straight to the streams and rivers. Remember that when you fertilize your lawn or treat for grubs!

